

Description:

Lem Crona Carpet is used for installing vinyl floors and carpets with rubber backing. It only needs to be applied on one side. This adhesive is odorless, allowing the room to be occupied immediately after the application process is completed.

Advantages:

- Water-Based
- One-Sided Application
- Odorless
- Anti-Slip
- Strong Bond



Area of Application:

- Carpet
- Vinyl

Area of Application:

Interior

Coverage Rate:

250 – 350 gr / m²

Packaging:

1 kg, 4 kg, 15 kg




How-To Application:

- Clean the floor/substrate where the adhesive will be applied from dust, oil, or other dirt.
- Apply Lem Carpet Crona on the floor surface. Wait for about 20 - 30 minutes until the adhesive becomes clear.
- Once the adhesive is clear, start installing the carpet/vinyl from one end while pressing it down.
- Repeat the pressing process to ensure even adhesion after all carpets/vinyls are installed.
- Finally, wait for about 2 hours for the adhesive to dry completely, ensuring that the carpet/vinyl does not shift.

HEAD OFFICE

Jl. Raya Kelapa Nias GN 11-12
Kel. Kelapa Gading Barat, Kec. Kelapa Gading
Jakarta Utara 14240
Telp. (021) 2245 9009 Fax. (021) 2245 7985
www.mrsafetygroup.com

Mr. SAFETY®
your reliable building partner

-  Mr. Safety Group
-  @mrsafety_indonesia
-  Mr. Safety Group



BRANCH OFFICE

Ruko Rungkut Makmur Blok D55
Jl. Raya Kali Rungkut No. 27
Surabaya 60293
Telp: (031) 878 3761, 878 3762
Fax: (031) 878 3763